



## Immigrant Workers in the U.S. and California Labor Force

Audrey Singer  
The Urban Institute

Southern California Association of Governments  
28<sup>th</sup> Annual Demographic Workshop  
June 26, 2017

As the number of immigrants arriving in the United States has increased, California's share has shrunk



Source: Urban Institute tabulations of 2000 Decennial Census and 2015 American Community Survey data.

URBAN INSTITUTE

## Prime working age labor force

URBAN INSTITUTE

## Immigrants in the Labor Force, 25-64

- United States: prime working age labor force is 19% foreign-born
- California: prime working age labor force is foreign-born is 37%

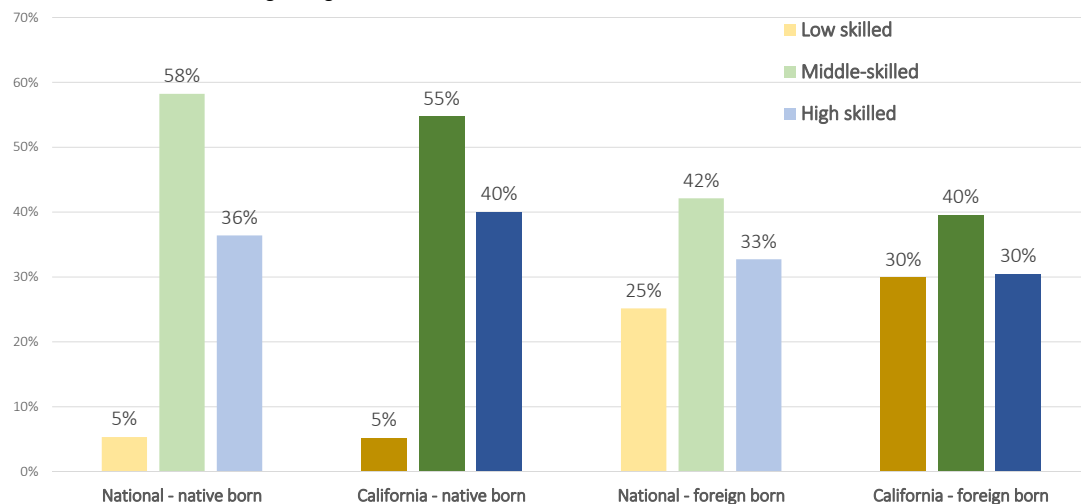
## Defining Skills

- **LOW-SKILLED:** Less than high school diploma
- **MIDDLE SKILLED:** HS diploma – some college
- **HIGH-SKILLED:** At least a bachelor's degree

URBAN INSTITUTE

California's native-born workers skew slightly higher-skilled than all US workers; foreign-born are slightly lower-skilled than US workers

Educational attainment among immigrants and natives, US and California, 2015



Source: Urban Institute tabulations of 2015 American Community Survey data accessed through IPUMS-USA: University of Minnesota, [www.ipums.org](http://www.ipums.org)

URBAN INSTITUTE

## Job growth and the future of California's labor force

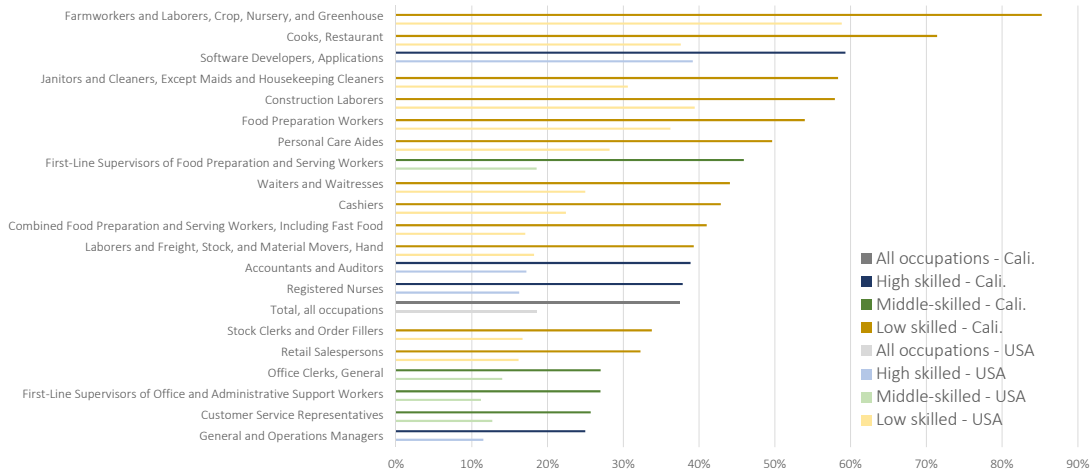
URBAN INSTITUTE

## *Occupations with the most expected job growth in California 2014-2024*

URBAN INSTITUTE

# More than half of CA's occupations expected to grow the most by 2024 are low-skilled; many are dominated by immigrant workers

Share Labor Force Foreign Born: US total and California, by Top 20 Occupations with the Most Job Growth in California

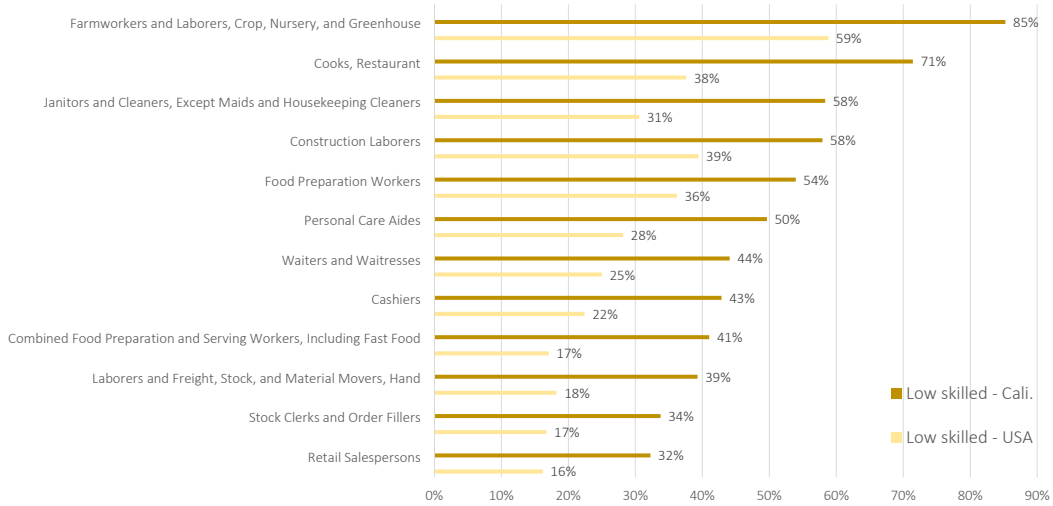


Source: Urban Institute tabulations of 2015 American Community Survey data accessed through IPUMS-USA: University of Minnesota, [www.ipums.org](http://www.ipums.org)  
 "Occupations With the Most Job Openings, 2014-2024," State of California Employment Development Department, 2017, <http://www.labormarketinfo.edd.ca.gov/data/employment-projections.html>.

URBAN INSTITUTE

# LOW: Farmworkers, food service, cleaners & laborers are expected to have the most job growth in California

LOW SKILL: Share Labor Force Foreign Born: US total and California, by Top 20 Occupations with the Most Job Growth in California

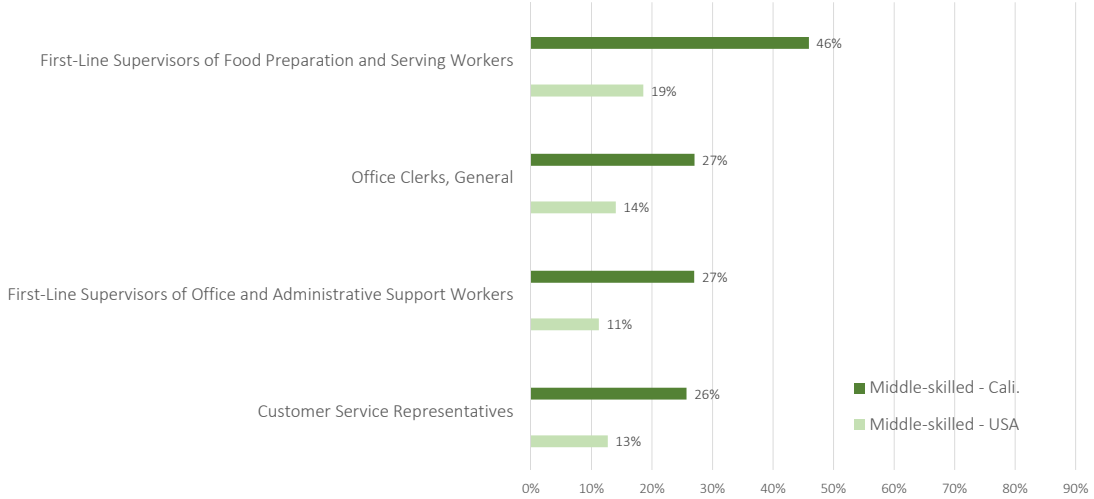


Source: Urban Institute tabulations of 2015 American Community Survey data accessed through IPUMS-USA: University of Minnesota, [www.ipums.org](http://www.ipums.org)  
 "Occupations With the Most Job Openings, 2014-2024," State of California Employment Development Department, 2017, <http://www.labormarketinfo.edd.ca.gov/data/employment-projections.html>.

URBAN INSTITUTE

## MID: Office workers, customer service & supervisors of admin support and food prep

Middle-skill: Share Labor Force Foreign Born USA total and California, by Top 20 Occupations with the Most Job Growth in California

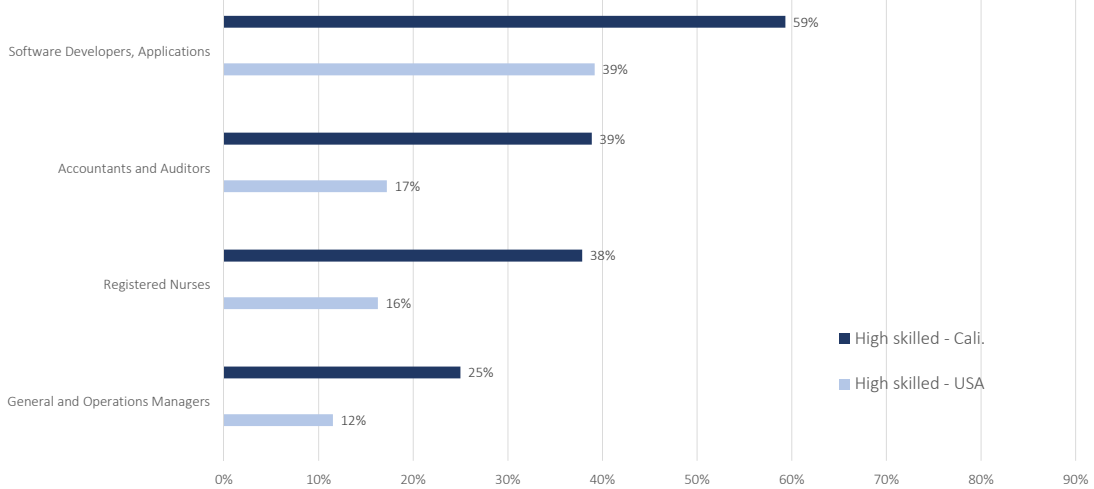


Source: Urban Institute tabulations of 2015 American Community Survey data accessed through IPUMS-USA: University of Minnesota, [www.ipums.org](http://www.ipums.org)  
 "Occupations With the Most Job Openings, 2014-2024," State of California Employment Development Department, 2017, <http://www.labormarketinfo.edd.ca.gov/data/employment-projections.html>.

URBAN INSTITUTE

## HIGH: Software developers, accountants, RNs, and general managers

High skill: Share Labor Force Foreign Born USA total and California, by Top 20 Occupations with the Most Job Growth in California



Source: Urban Institute tabulations of 2015 American Community Survey data accessed through IPUMS-USA: University of Minnesota, [www.ipums.org](http://www.ipums.org)  
 "Occupations With the Most Job Openings, 2014-2024," State of California Employment Development Department, 2017, <http://www.labormarketinfo.edd.ca.gov/data/employment-projections.html>.

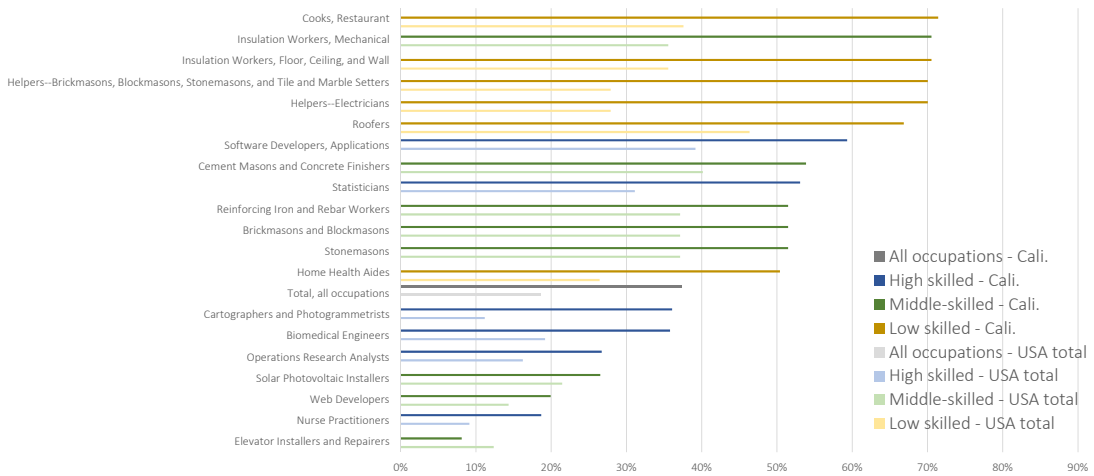
URBAN INSTITUTE

## *Occupations with the fastest expected job growth in California 2014-2024*

URBAN INSTITUTE

### About half of the occupations with the fastest job growth in California are in the construction industry

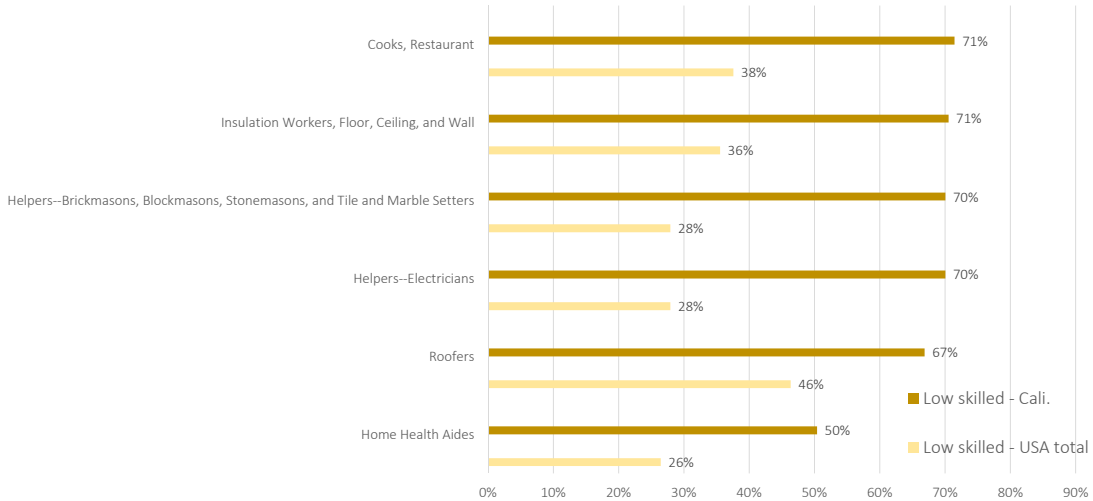
Share Labor Force Foreign Born, US total and California, by Fastest Growing Occupations in California



Source: Urban Institute tabulations of 2015 American Community Survey data accessed through IPUMS-USA: University of Minnesota, [www.ipums.org](http://www.ipums.org)  
 "Top 100 Fastest Growing Occupations in California, 2014-2024," State of California Employment Development Department, 2017, <http://www.labormarketinfo.edd.ca.gov/OccGuides/FastGrowingOcc.aspx>.  
 URBAN INSTITUTE

## LOW: Two out of every three cooks, insulation workers, brickmasons helpers, electricians helpers and roofers are foreign-born in CA

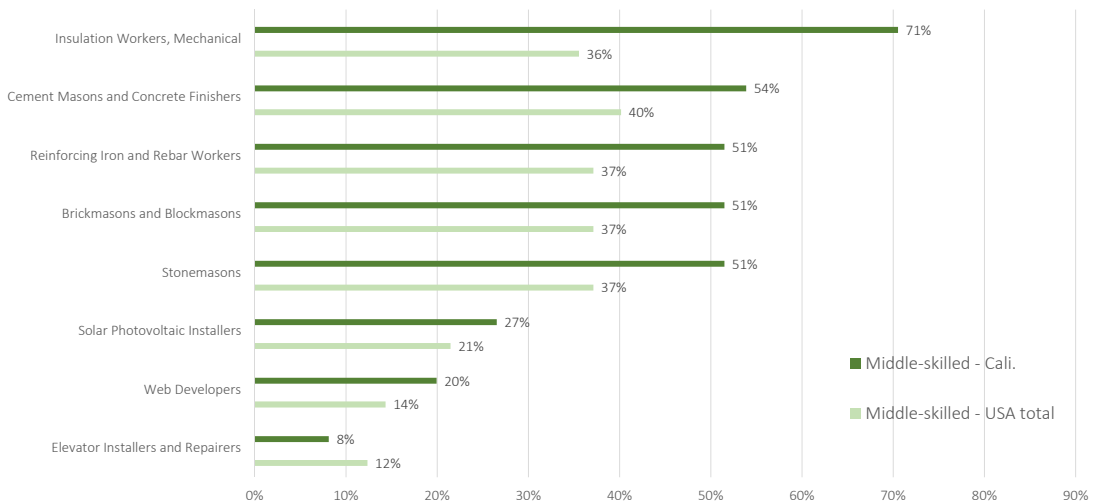
Low skill: Share Labor Force Foreign Born USA total and California, by Fastest Growing Occupations in California



Source: Urban Institute tabulations of 2015 American Community Survey data accessed through IPUMS-USA: University of Minnesota, [www.ipums.org](http://www.ipums.org)  
 "Top 100 Fastest Growing Occupations in California, 2014-2024," State of California Employment Development Department, 2017, <http://www.labormarketinfo.edd.ca.gov/OccGuides/FastGrowingOcc.aspx>.  
 URBAN INSTITUTE

## MID: more than half of all mechanical insulation, cement, iron and rebar, & brick and stone masons are immigrants in CA

Middle skill: Share Labor Force Foreign Born USA total and California, by Fastest Growing Occupations in California

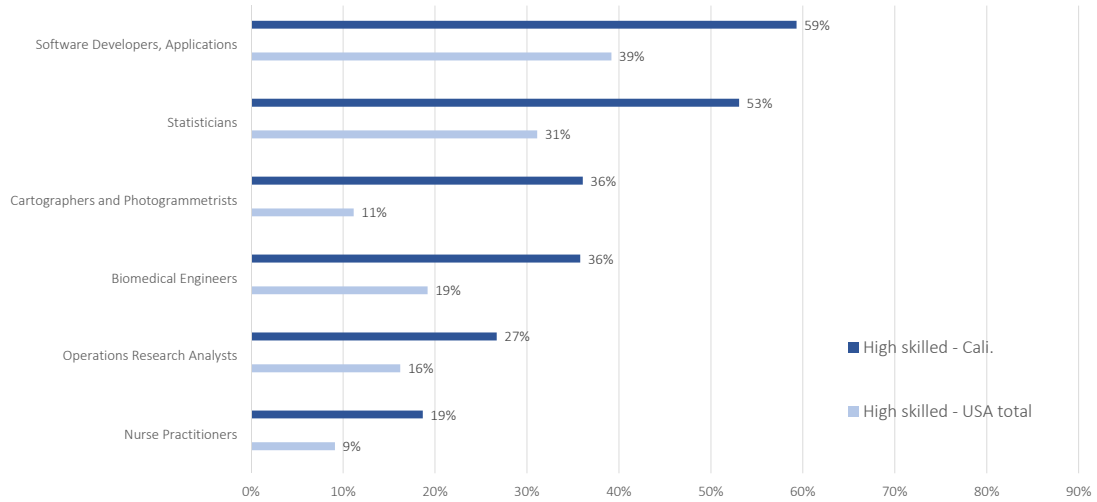


Source: Urban Institute tabulations of 2015 American Community Survey data accessed through IPUMS-USA: University of Minnesota, [www.ipums.org](http://www.ipums.org)  
 "Top 100 Fastest Growing Occupations in California, 2014-2024," State of California Employment Development Department, 2017, <http://www.labormarketinfo.edd.ca.gov/OccGuides/FastGrowingOcc.aspx>.  
 URBAN INSTITUTE



# HIGH: more than ½ of applications developers & statisticians are foreign-born, and more than 1/3 of cartographers & biomedical eng.

High skill: Share Labor Force Foreign Born USA total and California, by Fastest Growing Occupations in California



Source: Urban Institute tabulations of 2015 American Community Survey data accessed through IPUMS-USA: University of Minnesota, [www.ipums.org](http://www.ipums.org)  
"Top 100 Fastest Growing Occupations in California, 2014-2024," State of California Employment Development Department, 2017, <http://www.labormarketinfo.edd.ca.gov/OccGuides/FastGrowingOcc.aspx>.